



**Univerzitet Crne Gore
Prirodno-matematički fakultet**

Džordža Vašingtona b.b.
1000 Podgorica, Crna Gora

tel: +382 (0)20 245 204
fax: +382 (0)20 245 204
www.pmf.ac.me

Broj:

2023/01-337


Datum:

23. 02. 2023

UNIVERZITET CRNE GORE
SENATU
CENTRU ZA DOKTORSKE STUDIJE

U prilogu akta dostavljamo Odluku sa XCV sjednice Vijeća Prirodno-matematičkog fakulteta održane 21.02.2023. godine.





**Univerzitet Crne Gore
Prirodno-matematički fakultet**

Džordža Vašingtona b.b.
1000 Podgorica, Crna Gora

tel: +382 (0)20 245 204

fax: +382 (0)20 245 204

www.pmf.ac.me

Broj:

1001-2801-1

Datum:

21. 02. 2023

Na osnovu člana 64 Statuta Univerziteta Crne Gore, a u vezi sa članom 29 stav 1 Pravila studiranja na doktorskim studijama Univerziteta Crne Gore, na XCV sjednici održanoj 21.02.2023.godine, Vijeće je donijelo

ODLUKU

I

Predlažemo Centru za doktorske studije Univerziteta Crne Gore dr Silvanu Andrić redovnog profesora na Prirodno-matematičkom fakultetu Univerziteta u Novom Sadu za mentora studentu doktorskih studija - studijski program Biologija – Mariji Mićunović.

II

Dokumentacija o ispunjenosti uslova za imenovanje mentora i Potvrda o studiranju Marije Mićunović predstavlja sastavni dio odluke.

III

Odluka se dostavlja Odboru za doktorske studije


v.f. DEKAN-a
Prof. dr Miljan Bigović

Broj: 2023/01-280-1

Datum: 17. 02. 2023 god.



MOLBA ZA IMENOVANJE MENTORA

stud. 2022/23. god.

fakultet / institut	Prirodno-matematički fakultet		
studijski program	Biologija		
student (Ime Prezime)	Marija Mićunović		
br. ind.	1/22		
predloženi prvi mentor <i>(popuniti ako predloženi mentor nije sa fakulteta UCG na kojem je organizovan studijski program)</i>	<i>(Ime Prezime)</i> Prof.dr Silvana Andrić	docent	<input type="checkbox"/>
	fakultet / institut: Prirodno-matematički fakultet, Univerzitet u Novom Sadu	vanredni prof.	<input type="checkbox"/>
predloženi drugi mentor <i>(popuniti ako predloženi mentor nije sa fakulteta UCG na kojem je organizovan studijski program)</i>	<i>(Ime Prezime)</i>	redovni prof.	<input checked="" type="checkbox"/>
	fakultet / institut:	naučni sarad.	<input type="checkbox"/>
		viši nauč. sarad.	<input type="checkbox"/>
		naučni savj.	<input type="checkbox"/>
Datum: 16.02.2023.	Molbu podnosi student: <i>(potpis)</i>	<i>Marija Mićunović</i>	
	Sa molbom saglasan prvi mentor:	<i>Silvana Andrić</i>	Digitally signed by Silvana Andrić Date: 2023.02.13 15:20:46 +01'00'
	Sa molbom saglasan drugi mentor: <i>(potpis)</i>		

Na osnovu člana 33 Zakona o upravnom postupku ("Službeni list CG", br. 56/14, 20/15, 40/16 i 37/17) i službene evidencije, a po zahtjevu Mićunović Milutin Marija, izdaje se

POTVRDA O STUDIRANJU

Student **Mićunović Milutin Marija**, rođena **15-04-1993** godine u mjestu **Bar**, opština **Bar**, Republika **Crna Gora**, upisana je studijske **2022/23** godine, u **I** godinu studija, kao student koji se **samofinansira** na **akademske doktorske studije**, studijski program **BIOLOGIJA**, koji realizuje **PRIRODNO-MATEMATIČKI FAKULTET** - Podgorica Univerziteta Crne Gore u trajanju od **3 (tri)** godine sa obimom **180** ECTS kredita.

Studijske **2022/23** godine prijavila je *da sluša* **6** predmeta sa **60.00** (šezdeset) ECTS kredita.

Po prvi put iz **I (prve)** godine, prijavila je *da sluša* **6** predmeta sa **60.00** (šezdeset) ECTS kredita, što iznosi 100.00% od ukupnog broja ECTS kredita u **I** godinu.

Saglasno Statutu Univerziteta Crne Gore, **Mićunović Milutin Marija** je po prvi put prijavila *da sluša više od 2/3*, odnosno **66,67% (šezdesetšest 67/100 %)**, od ukupnog broja ECTS kredita sa **I** godine i studijske **2022/23** ima status **redovnog studenta** koji se **samofinansira**.


Uvjerenje se izdaje na osnovu službene evidencije, a u svrhu ostvarivanja prava na: (dječji dodatak, porodičnu penziju, invalidski dodatak, zdravstvenu legitimaciju, povlašćenu vožnju za gradski saobraćaj, studentski dom, studentski kredit, stipendiju, regulisanje vojne obaveze i slično).

Broj:
Podgorica, 22.02.2023 godine

M. P.



SEKRETAR,





MENTORSTVO

Kandidat: Ime i prezime		Marija Mićunović	
PREDLOŽENI MENTOR/I			
	Titula, ime i prezime	Ustanova i država	Naučna oblast
Prvi mentor	Prof. dr Silvana Andrić	Prirodno-matematički fakultet, Univerzitet u Novom Sadu, Srbija	Fiziologija životinja, Reproductivna endokrinologija i signaling
Drugi mentor			
Sjednica Vijeća organizacione jedinice na kojoj je izvršeno predlaganje mentora			
KOMPETENCIJE MENTORA (pet objavljenih radova u relevantnim časopisima)			
Prvi mentor	1	Starovlah IM, Radovic Pletikosic SM, Tomanic TM, Medar MLJ, Kostic TS & Andric SA (2022): Spermatozoa develop molecular machinery to recover from the acute stress. <i>Front Endo</i> 13: 896193 (IF-6.335)	
	2	Starovlah IM, Radovic Pletikosic SM, Tomanic TM, Medar MLJ, Kostic TS & Andric SA (2022): Spermatozoal mitochondrial dynamics markers and other functionality-related signaling molecules exert circadian-like response to repeated stress of whole organism. <i>Cells</i> 11(6): 993. (IF-7.677)	
	3	Starovlah IM, Radovic Pletikosic SM, Kostic TS & Andric SA (2021): Mitochondrial dynamics markers and related signaling molecules are important regulators of spermatozoa number and functionality. <i>Int J Mol Sci</i> 22(11): 5693. (IF-6.628)	
	4	Starovlah IM, Radovic SM, Kostic TS & Andric SA (2020): Reduced spermatozoa functionality during stress is the consequence of adrenergic-mediated disturbance of mitochondrial dynamics markers. <i>Sci Rep</i> 10 (1): 16813. (M21, IF-5.516)	
	5	Radovic SM, Starovlah IM, Capo I, Miljkovic D, Nef S, Kostic TS & Andric SA (2019): Insulin/IGF1 signalling regulates the mitochondrial biogenesis markers in steroidogenic cells of prepubertal testis, but not ovary. <i>Biol Reprod</i> 100(1): 253-267. (IF-3.583)	
Drugi mentor	1		
	2		
	3		
	4		
	5		
PODACI O MAGISTRANDIMA I DOKTORANDIMA			
Broj magistranada		Broj doktoranada	

	trenutno	ukupno	trenutno	ukupno
Prvi mentor	7	52	4	9
Drugi mentor				
Datum i ovjera (pečat i potpis odgovorne osobe)				
U Podgorici 14.02.2023.				



DEKAN



Универзитет у Новом Саду
Трг Доситеја Обрадовића 5
21000 Нови Сад
Србија



University of Novi Sad
Trg Dositeja Obradovića 5
21000 Novi Sad
Serbia

Tel: +381 (0)21 4852000, 4852020 • Fax: +381 (0)21 450-418 • E-mail: rektorat@uns.ns.ac.yu • http://www.ns.ac.yu

Број: 04-30/13
20. јула 2009. године

На основу члана 48. став 3. тачка 6. и члан 65. Закона о високом образовању («Службени гласник РС» бр. 76/2005. годину) и члана 73. тачка 5, и члана 136. тачка 9. Статута Универзитета (Савет Универзитета, 3. октобар 2006.) и Одлуке Сената Универзитета од 20. јула 2009. године, доносим

РЕШЕЊЕ

о избору у звање наставника Универзитета у Новом Саду

др Силвана Андрић, бира се у звање редовног професора Универзитета у Новом Саду, на Природно-математичком факултету у Новом Саду, за ужу научну област Физиологија животиња.

На основу овог решења декан са именованим закључује Уговор о раду.


Ово решење ступа на снагу након закључивања Уговора о раду из става 2. овог решења.

Образложење

Након спроведеног поступка у складу са Законом о високом образовању, Статутом Универзитета и члана 3. став 6. Правилника о начину и поступку стицања звања и заснивања радног односа наставника Универзитета у Новом Саду, Сенат Универзитета је размотрио и прихватио Одлуку о утврђивању предлога за избор у звање и заснивање радног односа Изборног већа Департмана за биологију и екологију од 9.07.2009. године Природно-математичког факултета и Закључка Стручног већа за поље техничко-технолошких наука од 17.07.2009. године и донео Одлуку као у диспозитиву.



На основу напред наведеног донето је решење као у диспозитиву.

Ово решење декан ће уручити именованом приликом потписивања Уговора о раду.


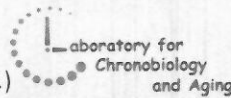


РЕКТОР УНИВЕРЗИТЕТА
Проф. др Радмила Маринковић-Недучин

УНИВЕРЗИТЕТ У НОВОМ САДУ ПРИРОДНО-МАТЕМАТИЧКИ ФАКУЛТЕТ	
УМИЉЕНО:	21. 07. 2009
ОРГАНИЗЈЕР	БРОЈ
0601	51/172



Silvana Andric
CV & Bibliography
 (November 27, 2022.)



Professor (<https://www.researchgate.net/profile/Silvana-Andric>)

Head and founder of the Accredited Center of Excellence for

Reproductive Endocrinology and Signaling (CeRES) (<https://ceres.pmf.uns.ac.rs/>)

Head of the Laboratory for Reproductive Endocrinology and Signaling (LaRES)

(<http://wwwold.dbe.pmf.uns.ac.rs/en/nauka-eng/lares>; <https://www.dbe.uns.ac.rs/nauka/laboratorije/lares/> see: Галерија)

Head of the Mito-REBELS group (<https://mito-rebels.pmf.uns.ac.rs/mito-rebels-enq/>)

Member of the Laboratory for Chronobiology and Aging (ChronAge)

(<https://www.dbe.uns.ac.rs/nauka/laboratorije/chronage/> see: Галерија)

LaRES & ChronAge, CeRES, Animal Physiology, DBE, Faculty of Science, University of Novi Sad

Dositeja Obradovica Sq. 2, 21000 Novi Sad, SERBIA

Mobile: +381-63-748-4403; Office: +381-21-485-2673; Fax: +381-21-450-620

E-mail: silvana.andric@dbe.uns.ac.rs

ORCID ID: 0000-0002-2908-8136; SCOPUS Author ID: 7003292818

Date and Place of Birth: November 15, 1968; Novi Sad, Yugoslavia

Education

- 1992 BSc, Biology, General; Faculty of Sciences, University of Novi Sad (UNS)
- 1995 MSc, Biochemistry; Faculty of Sciences, Novi Sad, University of Novi Sad (UNS)
- 1999 PhD, Reproductive Endocrinology; Faculty of Sciences, Novi Sad, University of Novi Sad (UNS)
- 2005 Post-doc, Cell Signaling; SCS, ERB, NICHD, NIH, Bethesda, MD, USA.

Career

- 1992 – 1994 Researcher and Laboratory-Teaching Assistant; Faculty of Sciences UNS
- 1995 – 1999 Researcher and Teaching Assistant; Faculty of Sciences UNS
- 2000 – 2004 Assistant Professor, Section on Animal Physiology, Faculty of Sciences UNS
- 2001 – 2004 Visiting fellow, Section on Cellular Signaling, ERB, NICHD, NIH
- 2005 – June 2009 Associate Professor, Section on Animal Physiology, Faculty of Sciences UNS
- July 2009 – pres. Full Professor, Section on Animal Physiology, Faculty of Sciences UNS

Study visits

- 1998 (July): *Summer Program* – University of Illinois at Urbana Champaign, College of Veterinary & Medicine.
- 1998 (August): *Visiting Scientist* - SCS, ERB, NICHD, NIH, Bethesda, MD, USA.
- 1999 (April - September): *Visiting Scientist* - SCS, ERB, NICHD, NIH, Bethesda, MD, USA.
- 2000 (June - September): *Visiting Scientist* - SCS, ERB, NICHD, NIH, Bethesda, MD, USA.
- 06/10/2001 – 10/01/2004: *Visiting Fellow* - SCS, ERB, NICHD, NIH, Bethesda, MD, USA. Award Number VFYX003352.
Exchange visitor program number G-3-0036.
- Summer 2006, 2007, 2008, 2009, 2010, 2011, 2012, 2013, 2018, 2019 - *Visiting Scientist* - NICHD, NIH, USA.

Certify Courses

- 2001 NIH-CTP-Laboratory Animal Care and Handling
- 2001 NIH-CTP-Radiation Safety
- 2001 NIH-FAES-TRAC12: Transgenic Technology
- 2003 NIH-FAES-TRAC30: siRNA & Functional Genomics
- 2004 NIH-NLM-NCBI: Exploring 3D Molecular Structures
- 2004 NIH-NLM-NCBI: A field Guide to GenBank
- 2004 NIH-NLM-NCBI: BLAST & LocusLink
- 2004 Confocal Microscopy Course held by Carl Zeiss Int (Germany), University of Belgrade

Languages: Serbian (mother tongue) English, Russian, Slovenian, Croatian, Slovakian

Honors and Awards:

- 1988-1992 University of Novi Sad: Scholarship for Outstanding Students
- 1989, 1992 University of Novi Sad: Rector's Prize for Successful Studies
- 1992-1995 Yugoslav Ministry of Science: Scholarship for Graduated Studies
- 1996 ICN - Galenika Award for one of the three the best MSc. Thesis in the past year
- 1999 Soros Foundation Travel Award
- 2000 Elected as the best professor by students of biology
- 2000 Member of Young Generation of European Academy of Sciences and Arts.
- 2004 American Society of Biochemistry and Molecular Biology Travel Award
- 2004 International Society of Endocrinology Travel Award
- 2004 First Award for publications (2002-2004) funded by Serbian Ministry of Science
- 2009 Award funded by Serbian Ministry of Science

Professional Societies:

- 2000 – present Young Generation of the European Academy of Sciences and Arts
- 2003 – present FEBS
- 2002– present Women in Endocrinology
- 2012 – present Serbian Physiological Society
- 2012 – present Serbian Biology Society
- 2013 – present Serbian Society for Mitochondrial and Free Radicals Physiology
- 2015 – present Serbian Molecular Biology Society
- 2017 – present Society for Study of the Reproduction

Teaching Experiences:

Lab Courses: Biochemistry, General Physiology, Comparative Animal Physiology, Endocrinology, Reproductive Physiology, Reproductive Endocrinology, Molecular Endocrinology.

Lecturer: Basic Physiology, Animal Physiology, Comparative Animal Physiology, Molecular & Cellular Physiology, Reproductive Physiology, Experimental Physiology, Reproductive Endocrinology, Mechanisms of Cell Communication, Endocrinology, Neuroendocrinology, Basic Molecular & Cellular Immunology, Molecular Mechanisms of Mitochondrial Biogenesis Regulation, Molecular Mechanisms Regulating Testicular Function.

Mentoring

Post-doctoral candidates: **2**

PhD candidates: **9** (4 completed)

Master candidates: **59** (52 completed)

Diploma candidates: **62** (58 completed)

Literature for teaching (in Serbian):

- (1) **Andric S** & Kostic T (2007): Mechanisms of Cell Communication. *Ed. World University Service (WUS) Austria.*
- (2) Kostic T & **Andric S** (2007): Molecular and Cellular Immunology. *Ed. World University Service (WUS) Austria.*
- (3) **Andric S**, Kostic T, Andric N & Zoric S (2005): Comparative Animal Physiology. *Ed. World University Service (WUS) Austria.*
- (4) Matavulj M, Kostic T & **Andric S** (2005): Endocrinology. *Ed. World University Service (WUS) Austria.*
- (5) Kovacevic R, Kostic T, **Andric S** & Zoric S (2005): General Animal Physiology. *Ed. World University Service (WUS) Austria.*
- (6) Kovacevic R, Kostic T & **Andric S** (1997): Handbook of General Animal Physiology. *Ed. University of Novi Sad.*

Involvement in the work of Gymnasium "Jovan Jovanovic Zmaj" (Novi Sad, Serbia; since 2018)

Coordinator and co-mentor of the experimental part of the Internal Assessment (13 students) and Extended Essay (2 students) for International Baccalaureate, Biology Diploma Program, Standard Level. Coordinator and co-mentor of the experimental part of the graduate thesis of the students.

Research area: cellular signaling, mitochondrial dynamics, reproductive biology, endocrinology, stress, aging, biological clock, molecular basis of male (in)fertility

Publications: 74 peer-review papers; citation index (source SCOPUS): 1599 (self citations excluded with h-index 23)

The expert reviewer: Horizon2020; ConexPlus (Spain), Czech Science Foundation (Czech Republic), ParisRegion-FP, AKOKVO (Montenegro), National accreditation body and National Project for Graduation (Ministry of Science, Education and Technological Development Republic of Serbia), as well as for 25 research journals.

RESEARCH AND EDUCATION GRANTS

Ongoing Research Grants

APV2708	Kostic T (PI)	01/06/2021 – 31/05/2024
APV Province Committee for Education, Science and Technological Development		
Project: <i>“Can lifestyle cause a decrease in male fertility?”</i>		
Role: Principal Investigator		
EU4TechPOC-1593008532-020	Andric S (PI)	01/09/2020 – 31/12/2022
European Union EU4Tech4PoC		
Project: <i>“Mito-Fert-Signature: a new prognostic/diagnostic tool to detect male (in) fertility using mitochondrial markers in spermatozoa”</i>		
Role: Principal Investigator		
Serbian Academy of Sciences – Academy of Sciences of the Czech Republic	Andric S (PI)	01/01/2020 – 31/12/2024
Project: <i>“The CNG channels in Leydig cell – identification, characterization and functional coupling to testosterone production”</i>		
Role: Principal Investigator from Serbia		
ON173057		01/01/2011 – 31/12/2026
Ministry of Education, Science and Technological Development		
Project: <i>“Molecular mechanisms and signal transduction pathways involved in regulation of steroidogenesis and adaptation of Leydig cells to disturbed homeostasis”</i>		
Role: Principal Investigator		
COST CA20119: <i>ANDRONET-European andrology network– research coordination, education, and public awareness 2021-2025</i> (https://www.cost.eu/actions/CA20119/).		
Role: MC from Serbia		
COST CA18124: <i>ESMN- European Sexual Medicine Network</i> (https://www.cost.eu/actions/CA18124/)		2021-2025
Role: Investigator.		
COST Action: CA18133 <i>“ERNEST-European research network on signal transduction”</i> (https://www.cost.eu/actions/CA18133/)		2019-2023
Role: MC from Serbia		

Ongoing Education Grants

MESTD Andric S (PI) 01/11/2020 – 31/10/2022
 Ministry of Education, Science and Technological Development
 Project: *“Introduction of new teaching contents in order to raise the diagnostic and digital competencies of students of biology and biochemistry (BioDig).*
 Role: Principal Investigator

Completed Research Grants

APV2856 Andric S (PI) 01/06/2016 – 31/05/2021
 APV Province Committee for Education, Science and Technological Development
 Project: *“Are the reproductive hormones linking point between stress, metabolic syndrome and aging?”*
 Role: Principal Investigator

APV3551 Andric S (PI) 01/01/2017 – 31/12/2018
 APV Province Committee for Higher Education, Science and Technology.
 Project *“Predictive models in cardiometabolic risk quantification in AP Vojvodina”.*

Bilateral cooperation Serbia-Slovenia Andric S (PI) 01/01/2016 – 31/12/2017
 Project: *“Long-term effects of stress on development of male sexual behavior and steroidogenesis and mitochondrial signalosome in testis”*

FNS SNFS IZ73Z0_128070 Nef S, Andric S (PIs) 01/12/2009 – 31/11/2012
 Swiss National Science Foundation (SNSF) SCOPES Eastern Europe program
 Project: *“Investigating the role of the insulin receptor family in regulating testicular steroidogenesis”*
 Role: Principal Investigator from Serbian part

Bilateral cooperation Serbia-Slovenia Kostic T (PI) 01/01/2014 – 31/12/2015
 Ministry of Science Republic of Serbia
 Project: *“Synchronization of the Leydig cell circadian timing system: coupling cAMP signaling to clock”*
 Role: Co-Investigator

Bilateral cooperation Serbia-Slovenia Andric S (PI) 01/01/2010 – 31/12/2011
 Ministry of Science Republic of Serbia
 Project: *“Evaluation of Leydig-cell-specific knockout of Cyp51 gene function on spermatogenesis and steroidogenesis”*

APV970 Andric S (PI) 01/06/2011 – 31/12/2015
 APV Province Committee for Science and Technology
 Project: *“Signaling pathways and molecular mechanisms involved in maintenance of sex steroids homeostasis”*

APV02530 Andric S (PI) 01/06/2006 – 31/12/2010
 APV Province Committee for Science and Technology
 Project: *“Molecular physiology of Leydig cells in response to stress”*

ON143055 Kostic T (PI) 01/01/2006 – 31/12/2010
 Ministry of Education, Science and Technological Development
 Project: *“No-cGMP related mechanisms in regulation of Leydig cell steroidogenesis”*
 Role: Co-Investigator

COST Action: CA15203 *“MITOEAGLE-Mitochondrial mapping: Evolution - Age - Gender - Lifestyle - Environment”* 2018-2021
 (http://www.cost.eu/COST_Actions/ca/CA15203)
 Role: Investigator.

COST Action: BM1402, 01/12/2014 – 30/11/2018 Project: *“Development of a European network for preclinical testing of interventions in mouse models of age and age-related diseases (MouseAGE)”*
 (www.mouseage.eu)
 Role: Investigator

COST Action: BM1105, 01/04/2012 – 31/03/2016 Project: *“GnRH network – Neuroendocrine Control of Reproduction”.*

Completed Education Grants

627-777E6E	Andric S (PI)	01/09/2016 – 31/08/2018
Institute for the Advancement of Education		
Project: <i>“Reproductive growth and aging”</i>		
627-777E6E	Andric S (PI)	01/09/2016 – 31/08/2018
Institute for the Advancement of Education		
Project: <i>“Contemporary achievements and methods in human physiology”</i>		
WUS-C.D.P+ -SE118-2006	Andric S (PI)	01/07/2006 – 31/06/2007
World University Service Austria <i>“Support to Higher Education in Serbia and Montenegro in 2005/2007”</i> (Project No: 8093-01-2005)		
Project: <i>“Module: Molecules and Cells in Health and Disease: Molecular and Cellular Immunology; Mechanisms of Cell Signaling”</i>		

PUBLICATIONS

77 peer-reviewed publications (1596 hetero-citation; h-index 24 (SCOPUS))

Pavlovic MV, Marinkovic DZ, **Andric SA** & Kostic TS (2022): The cost of the circadian desynchrony on the Leydig cell function. *Sci Rep* 12(1):15520. (M21, IF-5.516)

Medar MLJ, **Andric SA** & Kostic TS (2022): Stress alters the transcriptional activity of Leydig cells dependently on the diurnal time. *Am J Physiol Cell Physiol* 323 (2):C322-C332. (M21, IF-5.282)

Starovlah IM, Radovic Pletikosic SM, Tomanic TM, Medar MLJ, Kostic TS & **Andric SA** (2022): Spermatozoa develop molecular machinery to recover from the acute stress. *Front Endo* <https://doi.org/10.3389/fendo.2022.896193> . (M21, IF-6.335)

Starovlah IM, Radovic Pletikosic SM, Tomanic TM, Medar MLJ, Kostic TS & **Andric SA** (2022): Spermatozoal mitochondrial dynamics markers and other functionality-related signaling molecules exert circadian-like response to repeated stress of whole organism. *Cells* 11(6):993. (M21a, IF-7.677)

Medar MLJ, **Andric SA** & Kostic TS (2021): Stress-induced glucocorticoids alter the Leydig cells' timing and steroidogenesis-related systems. *Mol Cell Endocrinol* 538:111469. (M21, IF-4.467)

Starovlah IM, Radovic Pletikosic SM, Kostic TS & **Andric SA** (2021): Mitochondrial dynamics markers and related signaling molecules are important regulators of spermatozoa number and functionality. *Int J Mol Sci* 22(11):5693. (M21a, IF-6.628)

Radovic Pletikosic SM, Starovlah IM, Miljkovic D, Bajic DM, Capo I, Nef S, Kostic TS & **Andric SA** (2021): Deficiency in insulin-like growth factors signaling in mouse Leydig cells increase conversion of testosterone to estradiol due to feminization. *Acta Physiol (Oxf)* 231(3):e13563. doi: 10.1111/apha.13563. (M21a, IF-7.523)

*Editorial about the article (*The Insulin/Insulin-like Growth Factor signalling connects metabolism with sexual differentiation*) is available on <https://onlinelibrary.wiley.com/doi/10.1111/apha.13576>

Marinkovic DZ, Medar MLJ, **Andric SA** & Kostic TS (2021): Growing up under constant light: a challenge to the endocrine function of the Leydig cells. *Front Endo* 12:653602. doi: 10.3389/fendo.2021.653602. (M21, IF-6.335)

Sokanovic SJ, Baburski AZ, Kojic Z, Medar MLJ, **Andric SA** & Kostic TS (2021): Aging-related increase of cGMP disrupts mitochondrial homeostasis in Leydig cells. *J Gerontol A Biol Sci Med Sci* 76(2):177-186. (M21a, IF-6.735)

Medar MLJ, Marinkovic DZ, Kojic Z, Becin AP, Starovlah IM, Kravic-Stevovic T, **Andric SA** & Kostic TS (2020): Dependence of Leydig cell's mitochondrial physiology on luteinizing hormone signaling. *Life* 11(1):19. (M21, IF-3.817)

Starovlah IM, Radovic SM, Kostic TS & **Andric SA** (2020): Reduced spermatozoa functionality during stress is the consequence of adrenergic-mediated disturbance of mitochondrial dynamics markers. *Sci Rep* 10 (1):16813. (M21, IF-5.516)

Andric SA & Kostic TS (2019): Regulation of Leydig cell steroidogenesis: intriguing network of signaling pathways and mitochondrial signalosome. *Current Opp Endo Metab Res* 6:7-20. Review.

Baburski AZ, **Andric SA** & Kostic TS (2019): Luteinizing hormone signaling is involved in synchronization of Leydig cell clock and is crucial for rhythm robustness of testosterone production. *Biol Reprod* 100 (5):1406-1415. (M21, IF-3.583)

Radovic SM, Starovlah IM, Capo I, Miljkovic D, Nef S, Kostic TS & **Andric SA** (2019): Insulin/IGF1 signalling regulates the mitochondrial biogenesis markers in steroidogenic cells of prepubertal testis, but not ovary. *Biol Reprod* 100(1):253-267. (M21, IF-3.583)

Sokanovic SJ, Capo I, Medar MM, **Andric SA** & Kostic TS (2018): Long-term inhibition of PDE5 ameliorates aging-induced changes in rat testis. *Exp Gerontol* 108:139-148. (M21, IF-3.533)

- Neirijnck Y, Calvel P, Kilcoyne KR, Kühne F, Stévant I, Griffeth RJ, Pitetti JL, **Andric SA**, Hu MC, Pralong F, Smith LB & Nef S (2018): Insulin and IGF1 receptors are essential for the development and steroidogenic function of adult Leydig cells. *FASEB J* 32(6):3321-3335. **(M21a, IF-5.595)**
- Starovlah IM, Radovic SM, Marinovic MA, Kostic TS & **Andric SA** (2017): Psychophysical stress disturbs expression of mitochondrial biogenesis markers in hypothalamus and adenohipophysis. *Biol Serb* 39 (2): 43-51. **(M52)**
- Kaisarevic SN, **Andric SA** & Kostic TS (2017): Teaching Animal Physiology: a 12-year experience transitioning from a classical to interactive approach with continual assessment and computer alternatives. *Adv Physiol Educ* 41:405-414. **(M21, IF-2.851)**
- Baburski AZ, Medar MLJ, **Andric SA** & Kostic TS (2017): Circadian rhythm patterns of NO-cGMP signaling are moderately synchronized by melatonin in testosterone-producing Leydig cells. *Biol Serb* 39 (1):17-24. **(M52)**
- Baburski AZ, Sokanovic SJ, **Andric SA** & Kostic TS (2017): Aging has the opposite effect on cAMP and cGMP circadian variations in rat Leydig cells. *J Comp Physiol B* 187:613-623. **(M21a, IF-2.689)**
- Baburski AZ, Sokanovic SJ, Radovic SM, Bjelic MM, **Andric SA** & Kostic TS (2016): Circadian rhythm of the Leydig cells endocrine function is attenuated during aging. *Exp Gerontol* 73:5-13. **(M21, IF-3.802)**
- Gak IA*, Radovic SM*, Dukic AR, Janjic MM, Stojkov-Mimic NJ, Kostic TS & **Andric SA** (2015): Stress stimulates mitochondrial biogenesis to preserve steroidogenesis in Leydig cells of adult rats. *BBA Mol Cell Res* 1853: 2217-2257. **(M21, IF-5.374)**
- Baburski AZ, Sokanovic SJ, Janjic MM, Stojkov NJ, Bjelic MM, **Andric SA** & Kostic TS (2015): Melatonin replacement restores the circadian behavior in adult rat Leydig cells after pinealectomy. *Mol Cell Endo* 413: 26-35. **(M21, IF-4.241)**
- Stojkov-Mimic NJ, Bjelic MM, Radovic SM, Mihajlovic AI, Sokanovic SJ, Baburski AZ, Janjic MM, Kostic TS & **Andric SA** (2015): Intratesticular alpha1-adrenergic receptors mediate stress-disturbed transcription of steroidogenic stimulator NUR77 as well as steroidogenic repressors DAX1 and ARR19 in Leydig cells of adult rats. *Mol Cell Endo* 412: 309-319. **(M21, IF-4.241)**
- Bjelic MM, Stojkov NJ, Radovic SM, Baburski AZ, Janjic MM, Kostic TS & **Andric SA** (2015): Prolonged *in vivo* administration of Testosterone-enanthate, the widely used and abused anabolic androgenic steroid, disturbs prolactin and cAMP signaling in Leydig cells of adult rats. *J Steroid Biochem Mol Biol* 149: 58-69. **(M21, IF-4.561)**
- Bjelic MM, Stojkov NJ, Mihajlovic AI, Baburski AZ, Sokanovic SJ, Janjic MM, Kostic TS & **Andric SA** (2014): Molecular adaptations of testosterone-producing Leydig cells during systemic *in vivo* blockade of the androgen receptor. *Mol Cell Endo* 396 (1-2): 10-25. **(M21, IF-4.405)**
- Sokanovic SJ, Janjic MM, Stojkov NJ, Baburski AZ, Bjelic MM, **Andric SA** & Kostic TS (2014): Age-related changes in cAMP and MAPK signaling in Leydig cells of Wistar rats. *Exp Gerontol* 58: 19-29. **(M21, IF-3.911)**
- Stojkov NJ, Baburski AZ, Bjelic MM, Sokanovic SJ, Mihajlovic AI, Drljaca DM, Janjic MM, Kostic TS & **Andric SA** (2014): *In vivo* blockade of alpha1-adrenergic receptors mitigates stress-disturbed cAMP & cGMP signaling in Leydig cells. *Mol Hum Reprod* 20 (1):77-88. **(M21a, IF-4.542)**
- Stojkov NJ, Janjic MM, Kostic TS & **Andric SA** (2013): *In vitro* blockade of α 1-adrenergic receptors (α 1-ADRs) affects testosterone production in Leydig cells of adult rats. *Biol Serb* 35 (1-2):48-56. **(M52)**
- Sokanovic SJ, Baburski AZ, Janjic MM, Stojkov NJ, Bjelic MM, Lalosevic D, **Andric SA**, Stojilkovic SS & Kostic TS (2013): The opposing roles of nitric oxide and cGMP in the age-associated decline in rat testicular steroidogenesis. *Endocrinology* 154(10): 3914-3924. **(M21, IF-4.866)**
- Stojkov NJ, Baburski AZ, Janjic MM, Bjelic MM, Mihajlovic AI, Drljaca DM, Sokanovic SJ, Kostic TS & **Andric SA** (2013) Sustained *in vivo* blockade alpha1-adrenergic receptors prevented some of stress-triggered effects on steroidogenic machinery in Leydig

Stojkov NJ, Janjic MM, Kostic TS & **Andric SA** (2013): Orally applied Doxazosin disturbed testosterone homeostasis and changed the transcriptional profile of steroidogenic machinery, cAMP/cGMP signaling and adrenergic receptors in Leydig cells of adult rats. *Andrology* 1 (2): 332-347. (M22, IF-2.515)

Andric SA, Kojic Z, Bjelic MM, Mihajlovic AI, Baburski AZ, Sokanovic SJ, Janjic MM, Stojkov NJ, Stojilkovic SS & Kostic TS (2013): The opposite role of glucocorticoid and alpha1-adrenergic receptors in stress-triggered apoptosis of Leydig cells. *Am J Physiol Endocrinol Metab* 304 (1): E51-E59. (M21a, IF-5.037)

Andric SA, Janjic MM, Stojkov NJ & Kostic TS (2012): NO-cGMP signaling increases the mitochondrial membrane potential and affects androgenesis in Leydig cells. *Biol Serb* 34 (1): 12-16. (M52)

Janjic MM, Stojkov NJ, **Andric SA** & Kostic TS (2012): Anabolic-androgenic steroids induce apoptosis and NOS2 (nitric oxide synthase 2) in adult rat Leydig cells following *in vivo* exposure. *Reprod Toxicol* 34(4):686-693. (M21, IF-3.940)

Janjic MM, Stojkov NJ, Bjelic MM, Mihajlovic AI, **Andric SA** & Kostic TS (2012): Transient rise of serum testosterone level after single sildenafil treatment of adult male rats *J Sex Med* 10 (9): 2534-2543. (M21, IF-3.957)

Stojkov NJ, Janjic MM, Bjelic MM, Mihajlovic AI, Kostic TS & **Andric SA** (2012): Repeated immobilization stress disturbed steroidogenic machinery & stimulated the expression of cAMP signaling elements & adrenergic receptors in Leydig cells. *Am J Physiol Endocrinol Metab* 302(10): E1239-E1251. (M21a, IF-5.037)

Kostic TS, Stojkov NJ, Bjelic MM, Mihajlovic AI, Janjic MM & **Andric SA** (2011): Pharmacological doses of testosterone up-regulated androgen receptor (AR) and 3-beta-hydroxysteroid dehydrogenase/delta-5-delta-4 isomerase (3bHSD) and impaired Leydig cells steroidogenesis in adult rat. *Toxicol Sci* 121(2): 397-407. (M21a, IF-5.093)

Andric SA, Janjic MM, Stojkov NJ & Kostic TS (2010): Sildenafil treatment *in vivo* stimulates Leydig cell steroidogenesis via cAMP and cGMP signaling pathway. *Am J Physiol Endocrinol Metab* 299(4): E544-E450. (M21a, IF-4.828)

Andric SA, Janjic MM, Stojkov NJ & Kostic TS (2010): Testosterone-induced modulation of Nitric Oxide-cGMP signaling pathway and androgenesis in the rat Leydig cells. *Biol Reprod* 83(3): 434-442. (M21, IF-4.139)

Kostic TS, Stojkov NJ, Janjic MM & **Andric SA** (2010): Structural complexity of the testis and PKG-I/StAR interaction regulate the Leydig cell adaptive response to repeated immobilization stress. *Int J Androl* 33(5): 717-729. (M21, IF-4.021)

Stojilkovic SS, Murano T, Gonzalez-Iglesias AE, **Andric SA**, Popovic MA, Van Goor F & Tomic M (2009): Multiple roles of Gi/o protein-coupled receptors in control of action potential secretion coupling in pituitary lactotrophs. *Ann N Y Acad Sci* 1152: 174-186. Review. (M21a, IF-2.997)

Kostic TS, Stojkov NJ, Janjic MM, Maric D & **Andric SA** (2008): The adaptive response of adult rat Leydig cells to repeated immobilization stress: Role of PKA and StAR protein. *Stress* 11(5): 370-380. (M21, IF-3.200)

Cokic VP, **Andric SA**, Stojilkovic SS, Noguchi CT & Schechter AN (2008): Hydroxyurea nitrosylates and activates soluble guanyll cycles in human erythroid cells. *Blood* 111 (3): 1117-1123. (M21a, IF-10.896)

Djurendic EA, Sakac MN, Zavis M, Gakovic AR, Canadi JJ, **Andric SA**, Klisuric OR, Kojic VV, Bogdanovic GM & Gasi KM (2008): Synthesis and biological evaluation of some new A,B-ring modified steroidal D-lactones. *Steroids* 73 (6): 681-688. (M22, IF-2.905)

Djurendic EA, Daljev JJ, Sakac MN, Canadi J, Santa SJ, **Andric S**, Klisuric O, Kojic V, Bogdanovic G, Djurendic-Brenesel M, Novakovic S, Gasi KP (2008): Synthesis of some epoxy and/or N-oxy 17-picolyl and 17-picolinylidene-androst-5-ene derivatives and evaluation of their biological activity. *Steroids* 73 (1): 129-138. (M22, IF-2.905)

Andric SA, Janjic MM, Stojkov NJ & Kostic TS (2007): Protein kinase G – mediated stimulation of basal Leydig cell

- Sakac MN, Penov-Gasi KM, Djurendic EA, **Andric S**, & Miljkovic DA (2007): Synthesis and biological evaluation 17-[4-(2-aminoethoxy)phenyl]-16,17-secoestra-1,3,5(10)-triene derivatives. *Coll Czech Chem Comm* 72 (3): 403-410. (M22, IF-0.949)
- Gasi KM, Brenesel MDJ, Djurendic EA, Sakac MN, Canadi JJ, Daljev JJ, Armbruster T, **Andric S**, Sladic DM, Bozic TT, Novakovic IT, Juranic ZD (2007): Synthesis, X-ray crystal structures and biological activity of 16-amino-17-substituted-D-homosteroid derivatives. *Steroids* 72 (1): 31-40. (M22, IF-2.905)
- Gonzalez-Iglesias AE, Jiang Y, Tomic M, Kretschmannova K, **Andric SA**, Zemkova H & Stojilkovic SS (2006): Dependence of electrical activity and Ca²⁺ influx-controlled prolactin release on adenylyl cyclase signaling pathway in pituitary lactotrophs. *Mol Endocrinol* 20 (9): 2231-2246. (M21a, IF-5.872)
- Andric SA**, Kostic TS & Stojilkovic SS (2006): Contribution of multidrug resistance protein - MRP5 in control of cGMP intracellular signaling in anterior pituitary cells. *Endocrinology* 147 (7): 3435-3445. (M21, IF-4.945)
- Andric NL, Kostic TS, Zoric SN, Stanic BD, **Andric SA** & Kovacevic RZ (2006): Effect of a PCB-based transformer oil on testicular steroidogenesis and xenobiotics-metabolizing enzymes. *Reprod Toxicol* 22: 102-110. (M21, IF-2.957)
- Andric SA**, Zivadinovic D, Gonzalez-Iglesias AE, Lachowicz A, Tomic M & Stojilkovic SS (2005): Endothelin-induced long lasting and Ca²⁺ influx-independent blockade of intrinsic secretion in pituitary cells by G_z subunits. *J Biol Chem* 280 (28): 26896-26903. (M21, IF-6.482)
- Sakac MN, Penov-Gasi KM, Popsavin M, Djurendic EA, **Andric S**, & Kovacevic R (2005): Synthesis and estrogenic activity screening of some 6,9-disubstituted estradiol derivatives. *Coll Czech Chem Comm* 70: 479-486. (M22, IF-1.062)
- Sakac MN, Miljkovic DA, Penov-Gasi KM, Popsavin M, Klisuric OR, Stankovic SM, **Andric S**, & Kovacevic R (2005): Synthesis, X-ray crystal structure and antiestrogenic activity of 17-methyl-16,17-secoestra-1,3,5(10)-triene derivatives. *Coll Czech Chem Comm* 70: 63-71. (M22, IF-1.062)
- Mirkov S, Djordjevic A, Andric N, **Andric S**, Kostic T, Bogdanovic G, Vojinovic-Miloradov M & Kovacevic R (2004): Nitric oxide-scavenging activity of polyhydroxylated fullerene C60(OH)₂₄. *Nitric Oxide* 11: 200-206. (M21, IF-3.314)
- Kostic TS, **Andric SA** & Stojilkovic SS (2004): Receptor-controlled phosphorylation of α 1 soluble guanylyl cyclase enhances nitric oxide-dependent cyclic guanosine 5'-monophosphate production in pituitary cells. *Mol Endocrinol* 18 (2): 458-470. (M21a, IF-6.623)
- Andric NL, **Andric SA**, Zoric SN, Kostic TS, Stojilkovic SS & Kovacevic RZ (2003): Parallelism and dissociation in the actions of Aroclor 1260-based transformer fluid on testicular androgenesis and antioxidant enzymes. *Toxicology* 194 (1-2): 65-75 (M21, IF-2.691)
- Jovanovic-Santa S, Petrovic J, **Andric S**, Djurendic EA, Sakac MN, Lazar D & Stankovic SM (2003): Synthesis, structure, and screening of estrogenic and antiestrogenic activity of new 3,17-substituted-16,17-seco-estratriene derivatives. *Bioorg Chem* 31(6): 475-84. (M22, IF-1.565)
- Penov-Gasi KM, Miljkovic DA, Medic-Mijacevic LD, Djurendic EA, Stojanovic SZ, Sakac MN, Djurendic MDJ, Stankovic SM, Lazar D, **Andric S** & Kovacevic R (2003): Synthesis, X-ray crystal structures and biological activity of 16-amino-17-substituted -D-homosteroid derivatives. *Steroids* 68 (7-8): 667-676. (M22, IF-2.524)
- Andric SA**, Gonzalez-Iglesias AE, Van-Goor F, Tomic M & Stojilkovic SS (2003): Nitric oxide inhibits prolactin secretion in pituitary cells downstream of voltage-gated calcium influx. *Endocrinology* 144 (7): 12912-12921. (M21, IF-5.313)
- Tomic M, **Andric SA** & Stojilkovic SS (2003): Dependence of prolactin release of coupling between Ca⁺⁺ mobilization and voltage-gated Ca⁺⁺ influx pathways in rat lactotrophs. *Endocrine* 20 (1/2): 45-52. (M23, IF-1.603)

- Andric SA**, Andric NL, Zoric S, Kostic T & Kovacevic RK (2003): Effects of polychlorinated biphenyl-containing and -free transformer fluids on testicular enzyme activities. *Fresenius Environmental Bulletin* 12: 245-249. (M23, IF-0.509)
- Andric N, **Andric S**, Zoric S, Kostic T & Kovacevic RK (2002): Effects of commercial PCB mixture on rat testicular enzyme activities. *Proceedings of the 6th International Symposium Interdisciplinary Regional Research* (Hungar, Romania, SERBIA and MONTENEGRO). University of Novi Sad, SERBIA and MONTENEGRO, CD 0103:1-6. (M33)
- Stankovic S, Lazar D, Medic-Mijacevic L, Penov-Gasi K, Sakac M, **Andric S** & Bruvo M (2002): D-Secoestrone derivatives. VI. 17 beta-Benzyl-17 alpha-hydroxy-3-methoxyestra-1,3,5(10)-trien-16-one. *Acta Crystallogr* 58 (Pt 3): 172-3. (M23, IF-0.828)
- Kostic TS, **Andric SA**, Tomic M & Stojilkovic SS (2002): Calcium-independent and cAMP-dependent modulation of soluble guanylyl cyclase activity by G-protein coupled receptors in pituitary cells. *J Biol Chem* 277(19):16412-16418. (M21a, IF-7.368)
- Andric NL, **Andric SA**, Kostic TS, Dragisic SM & Kovacevic RZ (2002): Inhibitor effects of L-arginine methyl ester on antioxidant enzymes and stress-impaired steroidogenesis in rat testes. *Review of Research, Faculty of Science, Biology Series* 30: 43-57. (M53)
- Andric SA**, Kostic TS, Dragisic SM, Andric N, Stojilkovic SS & Kovacevic R. (2001): Testicular enzymes as sensor to chemical stressors. *Biomarkers of Environmental Contamination, Proceeding*: T3-01. (M33)
- Andric SA**, Kostic TS, Dragisic SM, Stojilkovic SS & Kovacevic RZ (2001): Acute *in vivo* and *in vitro* effects of Aroclors on rat testicular steroidogenesis. In: *PCBs-Recent Advances in the Environmental Toxicology and Health Effects*, edited by Larry W. Robertson and Larry G. Hansen. The University Press of Kentucky, pp 303-307. (M44)
- Kostic TS, **Andric SA** & Stojilkovic SS (2001): Spontaneous and receptor-controlled soluble guanylyl cyclase activity in anterior pituitary cells. *Mol Endocrinol* 15 (6): 1010-1022. (M21a, IF-7.566)
- Penov-Gasi KM, Stankovic SM, Csanadi JJ, Djurendic EA, Sakac MN, Medic-Mijacevic Lj, Molnar-Gabor D, Arcson ON, Stojanovic SZ, **Andric SA**, & Kovacevic RZ (2001): New D-modified androstane derivatives as aromatase inhibitors. *Steroids* 66 (8): 645-654. (M21, IF-2.583)
- Andric SA**, Kostic TS, Tomic M, Koshimizu T & Stojilkovic SS (2000): Dependence of soluble guanylyl cyclase activity on calcium signaling in pituitary cells. *J Biol Chem* 276: 844-849. (M21a, IF-7.666)
- Kostic TS, **Andric SA**, Maric D & Kovacevic RZ (2000): Inhibitory effects of stress-activated nitric oxide on antioxidant enzymes and testicular steroidogenesis. *J Steroid Biochem Molec Biol* 75 (4-5): 299-306. (M22, IF-2.637)
- Grubor-Lajsic G, **Andric SA**, Andric N, Dragisic S, Taski K, Stanic B, Kostic T and Kovacevic R (2000): Antioxidant enzymes changes in aquatic biota – an answer to oil refinery spills. *Central European Journal of Occupational and Environmental Medicine* 6 (2-3): 189-193. (M53)
- Jovanovic-Santa S, **Andric S**, Kovacevic R & Pejanovic V (2000): Synthesis and biological activity of new 16,17-secoestrone derivatives. *Coll Czech Chem Comm* 65: 77-82. (M22, IF-0.960)
- Andric SA**, Kostic TS, Dragisic SM, Andric NL, Stojilkovic SS, Kovacevic RZ (2000): Acute effects of polychlorinated biphenyl-containing and -free transformer fluids on rat testicular steroidogenesis. *Environ Health Perspect* 108: 955-959. (M21a IF3.452)
- Andric SA**, Kostic TS, Stojilkovic SS & Kovacevic R (2000): Inhibition of rat testicular androgenesis by a polychlorinated biphenyl mixture Aroclor 1248. *Biol Reprod* 62: 1882-1888. (M21a, IF-3.689)
- Tomic M, Koshimizu T, Yuan D, **Andric SA**, Zivadinovic D & Stojilkovic SS (1999): Characterization of a plasma membrane oscillator in rat pituitary somatotrophs. *J Biol Chem* 274: 35693-35702. (M21a, IF-7.666)

- Kostic TS, **Andric SA**, Maric D, Stojilkovic SS & Kovacevic R (1999): Involvement of inducible nitric oxide synthase in stress-impaired testicular steroidogenesis. *J Endocrinol* 163: 409-416. (M21, IF-2.834)
- Kostic TS, **Andric SA**, Dragisic SM, Kovacevic R & Maric D (1999): Nitric oxide is involved in down regulation of testicular steroidogenesis in stress conditions. *Internat Symp Interdiscip Region Research, Proceedings, part II*: 483-486. (M33)
- Andric S**, Kostic TS, Vojinovic-Miloradov M, Dragisic SM, Stojilkovic SS & Kovacevic R (1999): Acute effects of PCB- and mineral oil-based dielectric fluids on antioxidant enzyme activities in adult rat testis. *Internat Symp Interdiscip Region Research, Proceeding, part II*: 915-918. (M33)
- Andric S** (1999): Acute effects of commercial mixture of polychlorinated biphenyls (PCBs) on the steroidogenic functions of the testes. *Ph.D. Thesis*. Faculty of Sciences, University of Novi Sad. (M71)
- Kovacevic R, **Andric S**, Kostic T, Lazetic B & Pekaric-Nadj N (1999): The effect of chronic exposure of male rats to 50 Hz magnetic field: III Steroidogenic capacity of whole testes and Leydig cells *in vitro*. *Bull Exp Biol Med* 45: 135-138. (M23, IF-0.195)
- Petrovic J, Penov-Gasi K, Sakac M, Jovanovic-Santa S, Arcson O, Djurendic E, Kovacevic R, **Andric S**, Stankovic S & Lazar D. (1998): New biological active estrone and androstenedione derivatives with modification in D ring. *Patent, P-128/98*. (M92)
- Kostic T, **Andric S**, Kovacevic R & Maric D (1998): Stress and paracrine regulation of Leydig cell function. In: *Basic and clinical aspects of the theory of functional systems*. Eds. B. Lazetic, K.V. Sudakov & P.K. Anokhin: 215-221. (M44)
- Kostic T, **Andric S**, Kovacevic R & Maric D (1998): The involvement of nitric oxide in immobilization stress impaired testicular steroidogenesis. *Eu J Pharmacol* 346: 267-273. (M21, IF-2.236)
- Kostic T, **Andric S**, Kovacevic R & Maric D (1998): The effect of acute stress and opioid antagonists on the activity of NADPH-P450 reductase in rat Leydig cells. *J Steroid Biochem Molec Biol* 66: 51-54. (M22, IF-2.245)
- Kostic T, **Andric S**, Kovacevic R & Maric D (1998): Is nitric oxide involved in stress-impaired testicular steroidogenesis? *Proc Nat Sci Matica Srpska* 94: 53-62. (M51)
- Andric S**, Kostic T, Sakac M, Medic-Mijacevic L, Gasi K & Kovacevic R (1998): Biological characterization of some novel 5-androstene derivatives as potential antiandrogens. *Proc Nat. Sci Matica Srpska* 94: 43-51. (M51)
- Kostic T, **Andric S**, Kovacevic R & Maric D (1998): The effect of short-term immobilization stress on rat Leydig cell steroidogenesis. *Proc Nat Sci Fac Nat Sci* 27-28: 58-63. (M51)
- Andric S**, Kostic T, Lazetic B, Pekaric-Nadj N & Kovacevic R (1998): The effects of chronic exposure of male rats to 50 Hz magnetic field on the steroidogenic capacity of whole testes and Leydig cells *in vitro*. *Proc Nat Sci Fac Nat Sci* 27-28: 46-50. (M51)
- Penov-Gasi K, Sakac M, Stankovic S, Djurendic E, Lazar D, Kovacevic R & **Andric S** (1998): Rearrangement of some steroidal -unsaturated pyridine-N-oxides and antiandrogenic activity obtained compounds. *J Serb Chem Soc* 63: 189-192. (M23, IF-0.277)
- Petrovic AJ, Stepic T, Pejanovic MV, Medic-Mijacevic L, Kovacevic R, **Andric SA** & Stankovic MS (1998): Synthesis and biological activity of two new D-secoestrone derivatives. *J Serb Chem Soc* 63: 113-116. (M23, IF-0.277)
- Kostic T, **Andric S**, Kovacevic R & Maric D (1997): The effect of opioid antagonists in local regulation of testicular response to acute stress in adult rats. *Steroids* 62: 703-708. (M21, IF-2.583)
- Kostic T, **Andric S**, Kovacevic R & Maric D (1996): The effect of opioid antagonists on testicular response to acute stress in adult rats. *Yugoslav Physiol Pharmacol Acta* 32: 197-203. (M51)
- Andric S** (1995): Investigation of potential antiandrogenic activity of 16,17-disubstituted steroid derivatives. *M. Sc. Thesis*. Faculty

Kovacevic R, Vojinovic-Miloradov M, Teodorovic I. & **Andric S** (1995): Effect of PCBs on androgen production by suspension of adult rat Leydig cells *in vitro*. *J Steroid Biochem Molec Biol* 52: 595-597. (**M22, IF-1.709**)

Patent: Petrovic J, Penov-Gasi K, Sakac M, Jovanovic-Santa S, Arcson O, Djurendic E, Kovacevic R, **Andric S**, Stankovic S, Lazar D (1998): New biological active estrone and androstenedione derivatives with modification in D ring. Patent SRJ *P-128/98*. (**M92**)